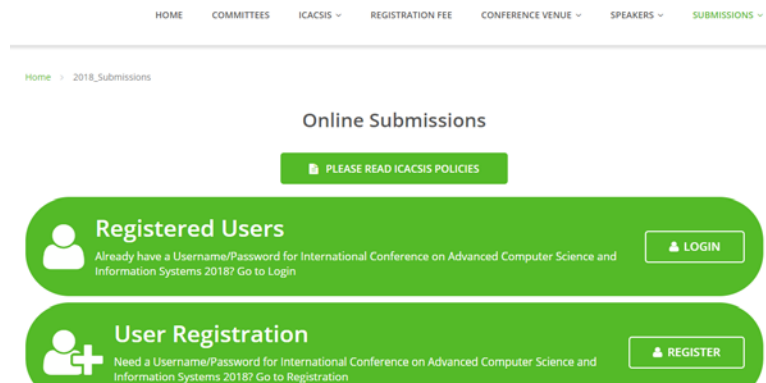
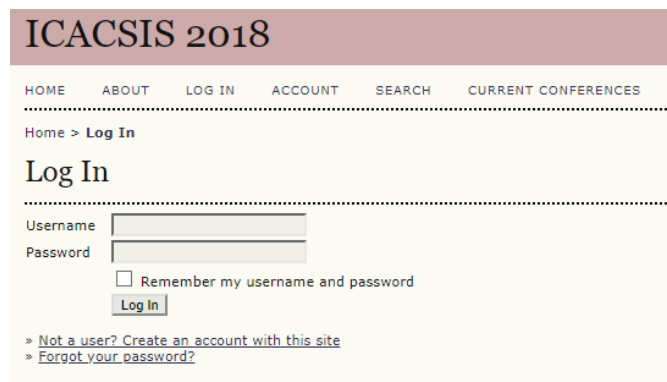


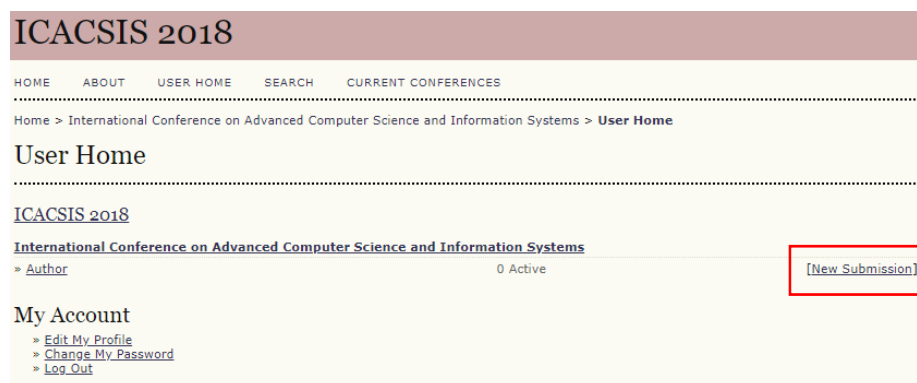
1. Go to [icacsis.cs.ui.ac.id](http://icacsis.cs.ui.ac.id) -> click **SUBMISSIONS** menu
2. Go to **LOGIN** if you have a username/password
3. Go to **REGISTER** if you do not have it. Please, do not forget to check The Author role in "Create account as"



4. Log In or Create ICAC SIS 2018 Account



5. Go to your account and find the submission menu



6. Follow the submission instructions